

AGILENT LEAK DETECTION

774 Whittier Hwy
South Tamworth, NH 03883

Phone: 603-284-6306
203-262-8688
Email: sales@uhvts.com
www.uhvts.com



The Agilent Advantage

Rigorous standards in today's manufacturing and research and development environments require complete leak detection solutions. The *Agilent Advantage* offers a comprehensive solution the primary component of which is our commitment to Maximize your Productivity and Uptime.

Key components of The Agilent Advantage:

- Global Applications Support
- High Performance Instruments
- Industry Leading Service and Support

High Performance Instruments

VS Series

- Easy, two button operation with fully automated start-up and calibration
- Color touch screen display allows users to program several test parameters
- Can select from several languages and measurement units
- Available with wireless remote



VS C15

- The most compact, easiest to integrate component system available – more than 50 % smaller than competitive systems
- Only 2 cables, power and communications
- Comprehensive interface options – serial, analog, discrete I/O and Profinet
- Selectable sensitivity scales and Contra-Flow vacuum design for fast, accurate measurements with maximum protection from contamination in industrial applications



959 Leak Detector

- Rugged, easy to use, idea for many industrial applications
- Single button test activation, automatic pump down and transfer into test mode
- Vacuum testing at high inlet pressures – up to 1 Torr – shortens time-to-test
- Auto-protection from test port overpressure, power failures and operator errors
- Wet and dry versions available



PHD-4

- Sensitivity and portability in a very economical package
- Easy to use – no training required
- Battery power, and light weight (2.6 kg (5.7lbs)), make it ideal for field maintenance applications



LEAK DETECTION



Global Applications Support

Expertise When & Where You Need It

- Toll-free hotlines provide easy accessibility to live, front-end support
- Worldwide customer service representatives assist you with order status, pricing and delivery, and service information
- Native language applications specialists available locally, worldwide
- Application specific consulting
- More than ten thousand installed systems delivering application solutions to customers in a broad range of industries

*Maximize
Your
Productivity
and System
Uptime*



Industry Leading Service and Support

Get the Most from Your Investment

- Extensive network of service engineers available to meet your needs
- Flexible, comprehensive service plans provide service and support for years of trouble-free operation
- Services include applications assistance, start-up support, vacuum and leak detection training, comprehensive maintenance, service agreements, and warranty extensions
- Competent Technical support engineers are to respond with technical product data, troubleshooting, and literature



Application Notes and White Papers

Our offering of technical information guides you to the most appropriate leak detection method or system design for your specific application.

- Application notes are available at no cost
- Agilent handbooks on leak detection principles, operation, and techniques



Complete Line of Vacuum Pumps

Agilent is a Total Vacuum Solutions provider, offering a comprehensive choice of vacuum pumps.

- Rotary vane and dry scroll primary pumps
- Turbo/drag high vacuum pumps
- Specifically designed for leak detection applications
- See page 22 and dedicated sections of the Agilent catalog for more information

PUMP SPECIFICATIONS

	Mass Spectrometers				
	Portable		Bench Mount		
	VS PR02	VS PD03	VS BR15	VS BD15	VS BD30
Primary pumps	DS 42 RVP	Dry pump combo	DS 302	IDP-15	TriScroll 620
Nominal pumping speed (m ³ /hr (l/min))	2 (34)	3 (50)	15 (250)	15 (256)	30 (500)
Sensitivity ranges (atm cc/sec)	5 x 10 ⁻¹²				
Minimum detectable leak*	5 x 10 ⁻¹² atm cc/sec; 5 x 10 ⁻¹² mbar l/s; 5 x 10 ⁻¹³ Pa m ³ /sec				
Maximum test port pressure	Gross leak mode: 200 mbar, 150 Torr, 20,000 Pa Test mode: 13 mbar, 10 Torr, 1,330 Pa				
Calibration	Automated or Manual (Internal or External)				
Background suppression	Push Button Initiated Auto Zero, and Auto Zero < Zero Function				
Communication interface	RS232 and analog (standard), Discrete IO (optional)				
Set points	5 Set Points Standard, N/O or N/C; 3 Leak Rate, 1 Pressure, 1 Audio				
Remote Display/Control	Wireless Remote Control (Optional)				
Shipping weight - base unit (kg (lbs))	63 (140)	57 (125)	75 (165)	85 (188)	83 (183)
Compliance to Norms	CE, UL/CSA				

*Per AVS 2.1



VS PR02



VS MR15




VS MD30+

LEAK DETECTION

					Selective Ion Pump Detector
VS MR15	Mobile VS MD15	VS MD30+	Mobile 959	Component VS C15	Portable Sniffer PHD-4
DS 302	IDP-15	TriScroll 620	Dry Scroll or Rotary Vane	N/A	Diaphragm Pump
15 (250)	15 (256)	30 (500)	Options as required	Options as required	—
			1×10^{-4} through 1×10^{-8}	4 working ranges covering 1×10^{-3} to 1×10^{-9} atm cc/sec	—
			2×10^{-9} atm cc/sec	5×10^{-10} atm cc/sec	5×10^{-6} atm cc/sec 5×10^{-6} mbar l/s 5×10^{-7} Pa m ³ /sec
			1 Torr	5 Torr, 7 mbar, 667 Pa	—
			Manual	Automated or manual (internal or external)	—
			Manual	Auto zero, and auto zero < zero function	Automatic/Manual
			Analog	RS232, analog, discrete IO, and Profinet	Standard Analog and RS-232 Serial Output
			—	5 set points: 4 leak rate and/ or pressure, 1 audio	—
			—	Optional	—
105 (230)	116 (255)	114 (250)	23 (50)	Base Unit: 9 (19.8)	2.6 (5.7)
			—	UL/CSA, CE Approved	CE, CSA/US



959



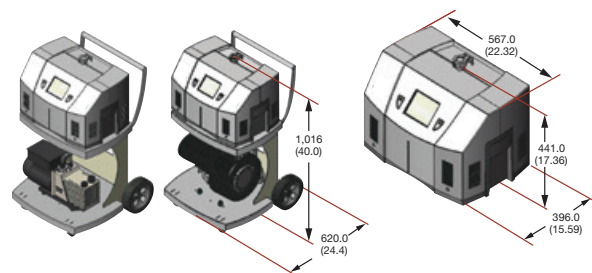
PHD-4



VS C15

AGILENT LEAK DETECTION INSTRUMENTS

► Agilent VS Series



Dimensions: millimeters (inches)

VS Series leak detectors combine the simplicity of two-button operation with advanced system intelligence. Start and vent buttons permit simple day-to-day operation. User-friendly software offers intuitive navigation to vast system capabilities. Programmable test sequences simplify daily operation, minimize operator error, and maximize production efficiency. The TFT-style touch screen features high definition and brightness with wide viewing angles.

Setup for worldwide use, these leak detectors can be operated in multiple languages – English, French, German, Spanish, Korean, Japanese and Chinese – and units of measure. And the VS Series conforms to CE, UL and CSA standards, assuring global acceptance.

VS Series leak detectors employ Agilent's primary pumps – rotary vane or scroll – and high vacuum pumps that deliver high inlet pumping speed and inlet pressure tolerance, minimizing test cycle time and maximizing production throughput.

State-of-the-art spectrometer and vacuum system design enable a broad range of test methods for specific applications. The high efficiency ion source and beam optics optimize sensitivity and mass separation, giving the VS Series very high sensitivity to meet the most stringent leak test requirements. At the same time, these leak detectors enjoy high test port pressure tolerance which permits detection of large leaks.

In addition, high helium pumping speed ensures fast system response and clean-up times.

Primary pump and system mounting options may be selected to best suit application requirements and test environments, and the compact, lightweight design enables easy transport from one application to another. Robust design innovations allow the VS Series to conform to the most rigorous industrial standards and operate dependently in the most challenging environments.

Technical Specifications

Model Number	PR02	PD03	BD/MD15	BR/MR15	BD/MD30+
Configuration options	Portable		Bench/Mobile		
Primary pump type	Rotary vane pump	Dry scroll pump	Dry scroll pump	Rotary vane pump	Dry scroll pump
	DS-42	Dry pump combo	IDP-15	DS-302	TS-620
	2 m ³ /hr (34 l/m)	3 m ³ /hr (50 l/m)	15 m ³ /hr (256 l/m)	15 m ³ /hr (250 l/m)	30 m ³ /hr (500 l/m)
Minimum detectable leak at 1000 ppm ambient helium	5 x 10 ⁻¹² atm cc/sec; 5 x 10 ⁻¹² mbar l/s; 5 x 10 ⁻¹³ Pa m ³ /sec helium				
Maximum test port pressure	13 mbar, 10 Torr, 1330 Pa				
Helium pumping speed @ test port (fine test)	1.8 l/s				
Calibration routine	Automated or manual (internal or external)				
Background suppression	Push button initiated auto zero, and auto zero < zero function				
User interface	High clarity, color display, TFT touch screen				
Selectable languages	English, French, German, Japanese, Korean, Mandarin, Spanish				
Automated cycling	Programmable rough time, test time, reject set points				
Response time	< 0.5 seconds				
Set points	Standard, 5 set points, N/O or N/C; 3 leak rate, 1 pressure, 1 audio				
Communications interface	RS232 and analog (standard), Discrete IO (optional)				
Conformance standards	UL/CSA, CE				

Ordering Information

VS Models

Description	Ordering Instructions
VS PR02 Portable Leak Detector, 2 m ³ /hr rotary vane pump	Choose Product Number G8600A
VS PD03 Portable Leak Detector, 3 m ³ /hr dry scroll pump combo	Choose Product Number G8600B
VS MR15 Mobile Leak Detector, 15 m ³ /hr rotary vane pump	Choose Product Number G8601A
VS MD15 Mobile Leak Detector, 15 m ³ /hr dry scroll pump	Choose Product Number G8601C
VS MD30+ Mobile Leak Detector, 30 m ³ /hr dry scroll pump	Choose Product Number G8601B
VS BR15 Bench Mount Leak Detector, 15 m ³ /hr rotary vane pump	Choose Product Number G8602A
VS BD15 Bench Mount Leak Detector, 15 m ³ /hr dry scroll pump	Choose Product Number G8602C
VS BD30+ Bench Mount Leak Detector, 30 m ³ /hr dry scroll pump	Choose Product Number G8602B

Additional Options (Add Option Number to Product Number as desired)

Description	Ordering Instructions	Benefit
Oil Mist Eliminator for DS42 RVP	Add Option #100	Reduces oil vapor in pump exhaust.
Discrete IO Interface	Add Option #101*	Allows control and monitoring via PC or PLC. 12 outputs permit total control of the instrument and 6 inputs allow recording of key test data.
Wireless remote, base unit	Add Option #102	Allows communication with wireless hand-held remote control, ordered separately (p/n VSLDWRC).
Nitrogen vent	Add Option #103	Allows the VS leak detector to be vented with nitrogen or other gas of the users preference. Maximum supply pressure 2 PSI (0.14 bar). Requires user supplied overpressure protection.
1 1/8 inch compression testport	Add Option #104	For customers who prefer the old-style 1 1/8 in. compression fitting on the leak detector inlet.
Test fixture cable	Add Option #105*	For customers who wish to add a test fixture and test initiation switch. Requires Discrete IO Interface, ordered separately (p/n VSFACIO).
Harsh environment (HE) probe	Add Option #106	Designed to withstand the wet environment and high temperatures inside condenser piping without the need for dryers, chillers, a secondary vacuum pump, or throttling valves.

* Option #101 is required when Option #105 is ordered. Example: G860xx#101#105.

Accessories (Ordered Separately)

Description	Part Number	Benefit
Power probe, NW25	K9565306	Rugged sniffer probe for testing of sealed containers pressurized with helium; adjusts for varying sensitivity and response time.
Helium spray probe	K0167301	Allows spraying of helium to find the exact location of a leak. Includes three nozzle types for different application requirements.
Wireless remote (hand held unit)	G8600-60002	Brings all major functions of the leak detector to the user's fingertips, enabling a truly portable solution at up to 100 meters.
External calibrated leaks	F8473xxx (see page 23 for details)	Leak traceable to NIST standards for precise calibration of your leak detector.
Tuning leaks	K1608301 R1947301	Ten segment calibrated needle valve to aid gross leak testing.
Universal test fixture (Flapper box)	L6241xxx (see page 25 for details)	This accessory makes testing of small parts very fast and almost totally automatic.
Leak Test Data Wizard	VSLTDW	Comprehensive, user-friendly data management software enables automation of basic leak test processes, tracks data history, and provides graphical display of leak test data.

AGILENT LEAK DETECTION INSTRUMENTS

► Agilent Wireless Hand-Held Remote Control



Leaks in large systems often occur far from the leak detector. Wired remote controls have sought to address this problem but impedance and the cumbersome nature of long cables are often limiting factors, so in many applications these traditional wired remotes offer little benefit.

Agilent is proud to introduce the first wireless remote control for a helium mass spectro-meter leak detector. By utilizing modern wireless technology, leak testing hard-to-reach locations is now much easier, and can be performed at much greater distances of up to 100 meters.

Applications in large systems in which two technicians were previously required can now be performed by one technician, thereby reducing labor costs. All the major functions of the leak detector are now at your fingertips giving you a truly portable leak detection solution.

In addition to the visual bar graph of the leak rate, the remote control has a speaker that provides a variable tone indicating the trend and relative size of the leak. The wireless remote can operate for a full 8-hour shift, or longer, on four AA batteries and conforms to ISM band, 2.4 GHz FHSS standards.

Applications

- Vacuum Furnaces
- Glass Coaters
- Roll Coaters
- E-Beam Welders
- Beam Lines/Accelerators
- Semiconductor Process Tools
- Ion Implanters
- Power Generation Plants

Features

- Wireless technology
- 100 meter (328 ft) range
- Internal speaker
- Head phone jack
- 20 channels
- 2.4 GHz frequency, ISM band compliant

Benefits

- Significantly extends range without cumbersome, restrictive cables
- Enables single operator testing
- Emits variable tone that corresponds to leak rate signal
- Enables testing even in noisy environments
- Allows use of hand held remote with multiple leak detectors
- Free license band with minimum cross-talk

Technical Specifications

Frequency/Band	2.4 GHz, ISM Band FHSS Compliant
Range	100 m (328 ft)
Functions	Test/Hold, Zero, Read standard leak, Set-up
Power supply	4 (four) AA batteries, Alkaline or rechargeable (not included)
Operating life	Approximately 12 hrs (dependent on batteries)
Internal speaker	85 dB min @ 1.0 ft
Head phones	Mono, 3.5 mm plug, ≥ 32 ohm impedance, 1000-10,000 Hz frequency response
Operating temperature	+12 °C to +40 °C
Ruggedness	Meets industrial standards for hand-held equipment (Section 8.4.2 of UL 61010-1 2nd edition)

Ordering Information

Description	Shipping Weight kg (lbs)	Part Number
VS Wireless Remote Controller	0.5 (1.0)	G8600-60002
VS Wireless Remote Control Base Unit Kit (field installed). Also available as a factory installed option on VS leak detectors - order Option 102	0.5 (1.0)	G8600-68001

LEAK DETECTION

► Leak Test Data Wizard for VS Series Leak Detectors



Capturing and analyzing leak test data are increasingly critical to the leak test process. Aggressive manufacturing yield and efficiency targets, demanding quality control procedures, and ISO and regulatory compliance requirements have created a need for a capable, user-friendly data management tool. To meet this need, Agilent has designed the Leak Test Data Wizard, a comprehensive data management software package for use with our VS Series mass spectrometer leak detectors. The Leak Test Data Wizard is a flexible PC based, graphic-rich tool that makes full use of the data from the VS leak detector to customize automation of basic leak test processes, assuring testing uniformity over time or between operators. Messages can be created that guide your operators step-by-step through your testing process. Once a specific test is developed for a particular part or system, it can be saved and recalled for future use. Results from leak tests are graphically displayed in easy to read formats to provide individual part test histories, or to clearly identify trends in high volume test applications. All this can be accomplished without costly third party support.

Features

- Data recording and plotting mode
- Multiple parts testing mode
- Four reject set points with custom messaging capability
- Background test set-up function
- Leak test library
- Graphical display of test results in easy to read formats

Benefits

- Stores and plots leak rate vs. time and pressure vs. time data for analysis
- Basic automation of a leak testing process without the need for third party support
- Custom messages guide operator through step-by-step process
- Identify bad parts early in the testing cycle
- Allows access to previous test set-ups
- Clearly track trends during the testing process

Ordering Information

Description	Shipping Weight kg (lbs)	Part Number
Leak Test Data Wizard	0.2 (0.5)	VSLTDW

AGILENT LEAK DETECTION INSTRUMENTS

► Agilent Harsh Environment Probe for Helium Leak Detection



Power generation facilities, chemical plants and similar facilities require a leak detector to sample gas that is primarily water vapor (steam) and/or contains chemicals that would damage the detector. To prevent this damage from happening, Agilent has developed a specialized probe and leak detector configuration tailored to the demanding requirements of these applications.

The VS Harsh Environment (HE) Probe is designed to withstand the wet environment and high temperatures inside condenser piping without the need for dryers, chillers, a secondary vacuum pump, or throttling valves. The probe can either be held or installed in the exhaust of a pump on the condenser system, or can be flange-mounted directly into the piping of the system under test. The probe is connected to the flange via an adjustable compression fitting so the probe tip can be positioned in the center of the pipe. This guarantees the probe tip is in the maximum helium flow for the best sensitivity.

Equipment damage due to corrosion or water in the leak detector or roughing pump is eliminated. The Agilent HE Probe is able to withstand water, amines (ammonia derivatives), and operate at temperatures up to 95 °C (200 °F). The probe is connected directly to a VS Leak Detector with no additional water trapping or auxiliary pumping required. The probe consists of a corrosion resistant 316L stainless steel tube with a composite permeable membrane at its tip. The membrane readily permeates helium tracer gas while protecting the leak detector from water vapor and chemicals that would destroy the pumps, valves, and spectrometer. When the HE Probe is used in conjunction with an Agilent VS Leak Detector equipped with a wireless remote, the manpower needed for a leak test can be cut in half. A single operator can spray helium remotely from the location where the detector is sampling gas, yet can still monitor the instrument's response.

Applications

- Power generation
- Chemical plants
- Process gas piping

LEAK DETECTION

Features

- Permeable membrane technology
- Can be inserted directly into the center of the pipe
- Extremely durable
- Easy to use
- Economical

Benefits

- Prevents water and chemicals from contaminating and damaging the leak detector
- Faster response time and better sensitivity
- Withstands hot, wet, corrosive environments
- Simple system connection. No maintenance or adjustments
- Less expensive than dryers and repeated purchases of sacrificial pumps

Technical Specifications

Operating temperature range	+10 °C (+50 °F) to +95 °C (+200 °F)
Storage temperature range	–18 °C (0 °F) to +65 °C (+150 °F)
Operating vacuum pressure	Atmospheric pressure to low vacuum 1μ Hg, <1 ⁻³ mbar/Torr, 1 ⁻¹ Pa
Maximum internal overpressure	1 Bar, (14.7 PSI), (105 Pa)
Probe length	450 mm (17.7") Hose High density polyethylene, 5 meters (16.4') long
Weight of probe assembly	0.5 kilogram (1 pound)
Hose fitting size	½" (12.7 mm) Swagelok™ compression or equivalent
Vacuum flanges	ISO KF25
Adaptor flange o-ring	Butyl rubber, Parker B2-016 or equivalent
Chemical resistance	Probe resists virtually all chemicals except complex halogenated compounds

Ordering Information

Description	Shipping Weight kg (lbs)	Part Number
Harsh Environment (HE) Probe	2.0 (5.0)	Order option #106

VS SERIES FEATURES AND BENEFITS



Easy-to-Use – Two Button Operation

VS Series Leak Detectors combine the simplicity of two-button operation with advanced expert system intelligence.

- Fully automated start-up and calibration maximizes productivity
- Intuitive menu structure is easy to navigate
- Programmable test sequences improves testing efficiency
- Color touch screen provides excellent clarity, even at wide angles



Powerful – Broad Range of Test Methods

The state-of-the-art spectrometer and vacuum system design provides powerful capability, enabling a broad range of test methods for specific applications.

- High test port pressure allows for detection of large leaks
- 5×10^{-12} MDL (sensitivity) meets the most stringent leak test requirements
- High helium pumping speed ensures fast system response and clean-up times
- New high efficiency ion source and beam optics optimize sensitivity and mass separation



Versatile – Multiple System Configurations

A wide range of options allows for broad configuration flexibility, meeting all application requirements and test environments.


- Primary pump and system mounting options may be selected to best suit your needs
- Multiple language and units capability permits easy implementation worldwide
- Compact lightweight design enables easy transport from one application to another



Dependable – Robust Design

Robust design innovations allow the VS series to conform to the most rigorous industrial standards and operate dependably in the most challenging environments.


- Fast clean-up time enhances system up-time
- Robust Faraday cup technology delivers proven reliability with low cost of ownership
- Conforms to CE, UL and CSA standards, assuring global acceptance



Truly Portable – Wireless Remote Control/Display

Hand-held remote performs essential functions up to 100 meters (328 feet) indoors, facilitating access to all leak sites.

- Eliminates cumbersome cables while extending range
- Allows testing of large systems by a single operator
- Leak detector can be located outside cleanroom to prevent contamination
- Multiple channels for use of one remote with up to ten leak detectors



Industrial Process Tools

VS Series Leak Detectors can help rid your process tool of costly and inefficient leaks. Robust system features assure reliable operation in the most challenging industrial environments. Superior pumping characteristics such as high inlet pressure tolerance and split flow capability deliver fast response and clean-up times. Wireless remote control enables single-person leak testing of even the largest systems.

- Vacuum furnaces
- Coating systems
- Electronic beam welders




Power Generation

Leaks within power plant condensers can cause a significant loss of efficiency. High inlet pressure tolerance, auto-zero function, and mobility of the two-wheel cart option simplify the leak detection process. Simple, intuitive operation allows intermittent use without excessive training requirements. Wireless remote control with an operating range of 100 meters (328 feet) provides true hand-held portability, enabling leak testing by a single operator. See page 8.

Power generation facilities, chemical plants and similar facilities require a leak detector to sample gas that is primarily water vapor (steam) and/or contains chemicals that would damage the detector. To prevent this damage from happening, Agilent has developed a specialized probe and leak detector configuration tailored to the demanding requirements of these applications. See page 10.

- Condensers
- Heat exchangers
- Steam circuits




High Energy Physics

High sensitivity, large roughing capacity and portability are essential for leak testing accelerators and beam lines. These instruments provide excellent mass separation that differentiates the smallest helium leaks from residual water vapor and hydrogen, and are available with large, dry roughing pumps to evacuate large volumes, or smaller internal pumps when used with turbo pumping systems.

Wireless remote control with an operating range of 100 meters (328 feet) enables a single operator to check potential leak sites without a cord of any kind.

- Accelerators
- Beam lines
- Synchrotrons



Semiconductor Production

VS Series Leak Detectors combine high sensitivity and large, dry rough pumping capacity to meet the testing needs of semiconductor processing equipment and gas handling systems. With the high inlet pressure tolerance and fast clean up and response times, these units excel at locating leaks in both evacuated and pressurized systems. A clean room technician can use the hand-held wireless remote control while the leak detector remains installed in a less critical area.

- Process tools
- Gas panels
- Gas transfer lines



Small Parts Manufacturing

VS Series Leak Detectors employ high inlet pumping speed and high inlet pressure tolerance to minimize test cycle time, thereby maximizing production throughput. Programmable test sequences simplify daily operation, minimize operator error, and maximize your production efficiency. Optional "Leak Test Data Wizard" software can be used to collect data for quality control purposes and even automate test cycles.

- Automotive
- Electrical
- Refrigeration
- Hermetic packaging
- Medical & Implantable devices



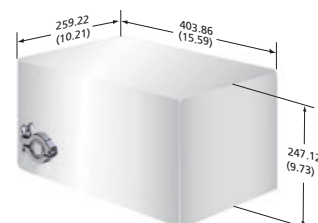
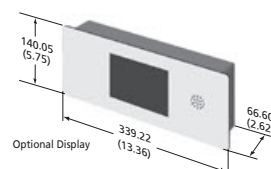
General R&D

Research and university labs often require a portable leak detector with the versatility to cover a wide range of applications. The ability to be easily moved from lab to lab, in conjunction with high performance specifications in both the evacuation and pressurized mode, make the VS Series an essential tool for this environment.

- Electron microscopes
- Experimental chambers
- Surface analytical systems
- Space chambers

AGILENT LEAK DETECTION INSTRUMENTS

► Agilent VS C15 Component Leak Detector



UL/CSA, CE Approved

Dimensions: millimeters (inches)

The VS C15 Component Leak Detector is a simple solution to the complex task of leak detection integration.

- Compact housing minimizes space requirements – everything needed to do the job is located within one box. Over 50% reduction in space when compared to competitive systems
- Simplified interface with only two cables required, one for power, one for communications
- Does not require mounting modules or bulky, expensive interconnecting cables that are found standard in most leak detection systems today
- Most comprehensive array of interface options, including serial, discrete I/O and Profinet. Other interface options to be made available when required.

- Optional color touch screen display allows access to system status information and all operating parameters
- Critical leak detector components are safely housed in a single enclosure protecting them from the industrial environment
- Selectable sensitivity scales and a Contra-Flow vacuum design ensures fast, accurate measurements while maximizing protection from contamination in industrial applications
- Calibrated leak (10^{-7} range) included
- Widest operating temperature range, suitable for warm factory environments.

Technical Specifications

Minimum detectable leak	5×10^{-10} atm cc/sec; 5×10^{-10} mbar l/s; 5×10^{-11} Pa m ³ /sec
Selectable sensitivity ranges	4 working ranges covering 1×10^{-3} to 1×10^{-9} atm cc/sec
Maximum test port pressure	5 Torr, 7 mbar, 667 Pa
Calibration routine	Automated or manual (internal or external)
Background suppression	Auto zero, and auto zero < zero function
Display interface (optional)	High clarity TFT color touch screen
Display – Selectable languages	English, French, German, Spanish, Japanese, Korean, Mandarin
Set points	5 set points: 4 leak rate and/or pressure, 1 audio
Analog output	0-10 V, log 1 V/decade & 2 V/decade and linear (DB-9F)
Serial interface	RS-232 isolated interface @9600 baud (DB-9M)
Discrete I/O	Optically isolated, 5-24 VDC outputs and inputs (DB-25S)
Networking interface (optional)	Profinet I/O option (RJ45)
Power input	24 VDC: $\pm 5\%$; Max current: 4 A (Molex 03-12-1036)
Operating temperature	5 to 48 °C

LEAK DETECTION

Ordering Information

Description	Shipping Weight kg (lbs)	Part Number
VS C15 base unit	9.0 (19.8)	G8603A
Options and accessories		
Display and display cable – 10 ft.	3.5 (7.8)	VSC15DU
Display cable – 10 ft.	0.2 (0.5)	VSCDUC10
24 V external power supply	0.8 (1.7)	VSC15PS
Power cord for power supply – 8 ft.	0.5 (1.0)	VSCBUPC8
ConvecTorr gauge – 1/8 in. NPT	0.5 (1.0)	L9090301
ConvecTorr gauge – NW 16 KF	0.5 (1.0)	L9090305
ConvecTorr gauge – NW 25 KF	0.5 (1.0)	L9090306
Remote gauge cable – 10 ft.	0.2 (0.5)	VSCCTC10
Remote Gauge Cable – 25 ft.	0.2 (0.5)	VSCCTC25
Profinet interface card – factory installed	–	G8603A#300
Profinet interface card – field installed	0.5 (1.0)	VSCFLDPN

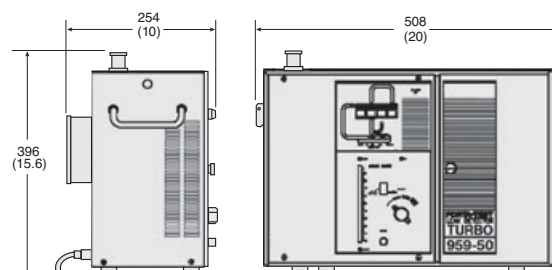
For information on Support Plans, refer to page 28.

For information on leak detector options and accessories, refer to page 23 through 27.

For information on roughing pumps, refer to page 22.

AGILENT LEAK DETECTION INSTRUMENTS

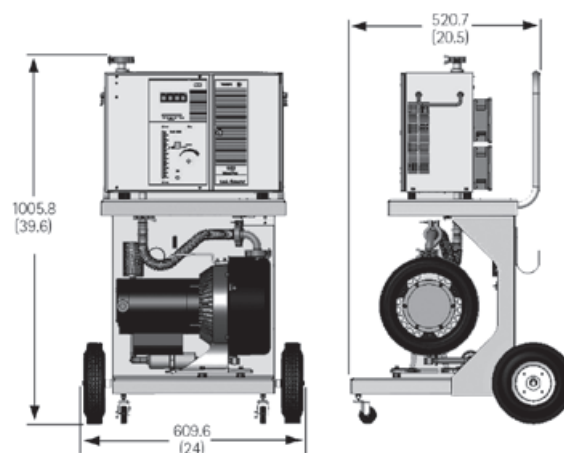
► Agilent 959



on 2-Wheel Cart

The 959 MacroTorr Helium Leak Detector fulfills the need for a rugged and dependable leak detector in the most demanding industrial applications. With its low price and cost of ownership, this unit is the most cost effective leak detector available. It is available in stand-alone, bench-top, and two-wheel cart configurations. We have designed these units with large externally-mounted primary pumps that deliver high roughing speeds for fast pump down times. The bench-top and cart-mounted versions are available with Agilent DS 302 rotary vane pumps or TriScroll 320 dry pumps.

- External mounting of large primary pumps results in fast pump down cycles
- High test port pressure tolerance reduces time required to reach test mode
- Available in wet and dry versions, on two- or four-wheel carts, or bench-top
- Simple, rugged design provides the cost effective solution for many applications



Dimensions: millimeters (inches)

Technical Specifications

Sensitivity ranges		10 ⁻⁴ thru 10 ⁻⁸ atm cc/sec
Minimum detectable leak at 1000 ppm ambient helium		2 x 10 ⁻⁹ atm cc/sec helium
Maximum test port pressure		1 Torr
High vacuum pump		V70D MacroTorr turbo/drag pump
Primary pump type	Rotary vane pump	DS 302
	Dry scroll pump	TS 320
Inlet flange		NW-25 (optional 1 1/8" compression adapter)
Calibration routine		Manual
Background suppression		Manual
Leak indication		50 segment bar graph w/exponent display
Leak units displayed		Atmospheric cc/sec.
Ranging		Manual
Analog leak rate output (plug)		Phone jack, 0-5 VDC
Audio alarm		Threshold and volume control (103 dBA maximum @ 1 ft.) and output jack for remote speaker
Electronic response time		2 seconds
Recommended ambient operating temperature		5 to 35 °C
Power requirements		115 V or 230 V, 50/60 Hz (15/20 amps)
Weight, base unit		22.7 kg (50 lbs)

LEAK DETECTION

Ordering Information

Configuration	Base	Part Number		
		x = Mounting	x = Sensitivity	xxx = Voltage
Stand-Alone (Pumps not Included)*	S9590000xxxxx	• 0 (None supplied)		
Single Rotary Vane Pump DS-302	L9593000xxxxx	• B = Bench • T = Two-wheel	• M = Standard Sensitivity	• 120 • 220
Single Dry Scroll Pump TS-320	D9593500xxxxx	• B = Bench • T = Two-wheel		

Description	Shipping Weight kg (lbs)	Part Number
Accessories and Options		
Sniffer probe, NW25, 10' hose	1.8 (4)	K9565306
Sniffer probe, NW25, 25' hose	1.8 (4)	K9565307
Calibrated leak, external, NW25, 10 ⁻⁷ range (NIST-traceable)	1.8 (4)	F8473321
Calibrated leak, external, NW25, 10 ⁻⁸ range (NIST-traceable)	1.8 (4)	F8473322
Tuning leak/throttle valve, NW25	2.3 (5)	R1947301
Spectrometer tube cleaning kit	1.4 (3)	670029096
Replacement Parts		
O-ring kit	0.9 (2)	L6930301
Ion Source, thoriated iridium	0.1 (0.2)	82850302
Preamplifier, MacroTorr	0.5 (1)	L9030301

* 959 sensitivity is influenced by the speed of the system's primary pump. The above specifications are obtained with a nominal 10 cfm displacement pump.

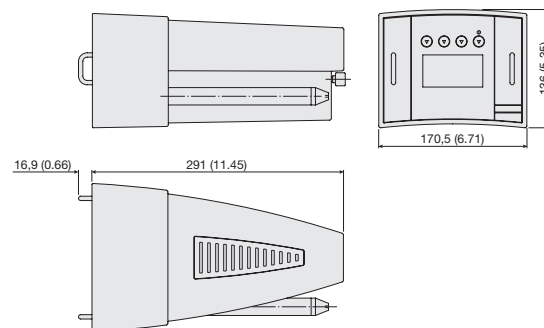

For information on Support Plans, refer to page 28.

For information on pump options, refer to page 22.

For information on additional accessories and options, refer to pages 23 through 27.

AGILENT LEAK DETECTION INSTRUMENTS

► Agilent PHD-4



Dimensions: millimeters (inches)

The PHD-4 is a portable, compact leak detector that runs on its own battery for up to four hours. Weighing only 2.6 kg (5.7 lbs) including the battery, it can be taken anywhere. The PHD-4 detects very small leaks in objects that have a slight helium/air pressure inside. It is sensitive to helium concentrations as small as 2 parts per million which equivalent to a leak rate of 5×10^{-6} atm-cc/sec. This level of sensitivity is far superior to the performance of other means of detecting leaks such as bubble testing. To accomplish this it relies on Agilent's proprietary and patented Selective Ion Pump Detection (SIPD) technology.

Controlled by a microprocessor, the PHD-4 is easy to use with no training required. All tuning and zeroing are handled automatically. The display can be set to use any of four languages – English, French, German, and Italian.

The basic PHD-4 package includes:

- PHD-4 basic module
- Transformer/battery charger (115 V-240 V)
- Carrying strap
- 15-pin I/O connector
- Instruction manual on CD-ROM

The complete PHD-4 package includes everything in the basic package plus:

- Spare battery
- Travel case
- Probe set

The PHD-4 replacement kit includes:

- Sampling pump with fittings
- Probe with sampling line
- Probe tip filter
- Internal filter kit (5 units)

Technical Specifications

Lowest detectable helium concentration	2 ppm (parts per million)		
Lowest detectable helium leak	5×10^{-6} mbar l/s	5×10^{-6} atm cc/s	5×10^{-7} Pa m ³ /s
Response time	< 2 sec		
Recovery time	<10 sec (from 50 ppm to 0 ppm)		
Start up time, including self check-up	3 min approx.		
Electrical supply	<ul style="list-style-type: none"> • Rechargeable battery included • Power supply included 110-240 V 50-60 Hz 		
Battery operation time	4 hours		
Maximum signal drift	10 ppm/10 min		
Operating conditions	Temperature: +5 °C to +35 °C Humidity: 90% maximum relative humidity		
Storage conditions	Temperature: -20 °C to +60 °C Weight: 2,6 kg (5.7 lbs)		
Compliance to norms	CE, CSA/US approved		

LEAK DETECTION

Ordering Information

PHD-4 Complete Package	Part Number
Travel Case includes	9694640
• PHD-4 basic unit	
• Spare battery	
• Transformer/Battery charger (110-240 V)	
• Carrying strap	
• Probe set	
• 15-pin I/O connector	
• CD Instruction manual	
PHD-4 Basic Package	Part Number
Includes	9694600
• PHD-4 basic unit	
• Transformer/Battery charger (110-240 V)	
• Carrying strap	
• 15-pin I/O connector	
• CD Instruction manual	
PHD-4 Replacement Part Kit	Part Number
Includes	9694660
• Sampling pump with fittings	
• Probe with sampling line	
• Tip probe filter	
• Internal filter (kit of 5 units)	

Accessories	Part Number
• Probe set	9693515
• Capillary leak with refillable reservoir and gauge	9693540
• Probe with 10 meter (30') maximum sampling line	9693525
• Telescoping extension probe	9693520
Individual Replacement Parts	Part Number
• Spare battery	SR03702609
• Power supply (110-240 V)	SR03702888
• Sampling pump with fittings	SR03702513
• Probe with sampling line	SR03702538
• Tip probe filter	SR2890001201
• Internal filter (kit of 5 units)	SR03702959
• Carrying strap	SR03702791
• 15-pin I/O connector	SR03702894
• Travel Case (metal)	SR03702890
• Protective Bag (canvas)	VSPHD4BAG

Contact Agilent for Rack mounting or specific application requirements.

PHD-4 FEATURES AND BENEFITS



High Sensitivity to Helium – Can detect very small leaks

- High Sensitivity (2 ppm) to helium, three orders of magnitude better than industry standard, due to SIPD (proprietary and patented Selective Ion Pump Detection)
- Excellent selectivity for helium allows you to read helium leaks and ignore all other gases
- Helium sensitivity can be adjusted as required to minimize test costs and helium consumption
- Autozero function allows leak detection even in high helium background environment



Easy to Use – No training required

- State-of-the-art microprocessor control allows great simplicity of operation
- Fully automatic start-up
- Ready for test in less than 3 minutes
- Intuitive touch screen display
- Visual and audio indicators (standard headphone connection)
- No tuning required




Truly Portable – Compact and light

- The PHD-4 weighs only 2.6 kg (5.7 lbs) including the battery
- Its compact size allows it to be easily carried anywhere
- Its ergonomic design allows comfortable use for extended periods



Versatile – Suitable for many different applications

- Wide range of uses: replaces or can be used with existing methods such as bubble test or pressure decay
- Able to detect both very small and large leaks
- Can operate either on battery power or connected to an outlet
- Displayed messages can be viewed in several languages (English, French, German, Italian).
- Standard Analog and RS232 Serial output.



Dependable – Long term operation

- Automatic backflow valve prevents helium saturation ensuring fast response times, as well as long life of sensing element.
- CE, CSA/US approved for global standardization.



Large Vessels and Bioreactors

The PHD-4 offers unmatched accuracy and repeatability, presenting a unique solution that it is cost effective and very well suited for the leak range specifications of this application. Biotech and pharmaceutical industries used to rely on pressure decay and bubble test methods for finding leaks in their large bioreactors. The PHD-4 has established a new standard of quality, significantly increasing production yields.

- Fermenters
- Sterilizers
- Freeze Dryers



Underground Pipes and Storage Tanks

The portability and light weight of the PHD-4 plays a major role in this application. Underground pipes and storage tanks (UST) are slightly pressurized with helium which, due to its high mobility, can escape through small leaks and migrate to the surface, where it can be easily detected by the PHD-4.

The accuracy, portability and light weight of this unit greatly simplifies this process, particularly in difficult construction sites or rough terrain.

- Gas distribution lines
- Under and above ground containers and storage tanks
- Telecommunication and high voltage underground cables




Courtesy of Fraunhofer UMSICHT, Germany

Water Heating and Cooling Pipes

The PHD-4 allows leak location without interruption of the normal operation, by mixing helium with the water in the circuit. Until recently, the precise and rapid location of leaks in buried pipes has been very difficult.

In the event of a leak, helium desorbs from the fluid and diffuses to the surface, where it is easily detected. Leaks in pipeline systems such as district heating systems, drinking or chilled water systems and steam pipe networks incur high costs due to losses and corrosion damage.

- Heater exchangers and steam condensation lines
- Water pipes
- Radiant heating systems

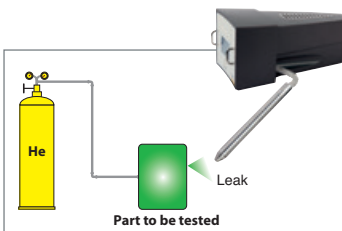


Airplane Fuel Tanks and Lines

PHD-4 technology is approved worldwide by airplane manufacturers and operators as the standard for the location of leaks in aircraft fuel tanks and in oxygen distribution lines.

Agilent works with an exclusive distributor for aircraft applications. Please contact your local Agilent office for more information.

- Fuel tanks
- Oxygen distribution lines



Other Applications

The PHD-4 is in daily use in many other applications. Its portability makes it ideal for factory and field maintenance. Here is a partial list of other applications:

- Components and systems for the Chemical and Petrochemical Industries
- Compressed air components and delivery systems
- Process gas delivery lines in Semiconductor fabrication industry

AGILENT PUMPS DESIGNED FOR LEAK DETECTION

Agilent has the advantage of being a designer and manufacturer of both vacuum pumps and leak detectors. This gives us the proper insight for designing pumps that are perfectly suited for use in leak detection applications.

DS Series Rotary Vane Pumps

Leak detectors require pumps with the ability to quickly pump out the test piece while efficiently pumping and expelling helium from the system. Failure to do so limits leak detector performance. DS series pumps fulfill all the rigorous requirements of use in leak detection while delivering quiet, cool-running and dependable performance. DS Series Pumps:

- provide excellent helium pumping characteristics for stable leak rate signals
- employ forced oil-feed to remain cool even when pumping large volumes
- feature an anti-suck back valve to prevent migration of pump oil toward the leak detector

For technical information on rotary vane pumps, refer to Agilent's Dual Stage Rotary Vane Pump catalog.

TriScroll and IDP Series Dry Scroll Pumps

For many applications, "dry" pumping is essential. In the past, dry pumps have had either low pumping speeds, poor base pressure, or both. Agilent's TriScroll series pumps have revolutionized dry leak detection. With special design considerations implemented specifically for helium mass spectrometer leak detection, our dry pumps conform to rigorous standards without the potential for contamination. TriScroll pumps:

- provide high speeds for fast evacuation and cycle time
- deliver low base pressure for high sensitivity testing
- use no oil, avoiding contamination and oil disposal
- are optimized for helium pumping

For technical information on scroll pumps, refer to Agilent's Dry Scroll Pump catalog.

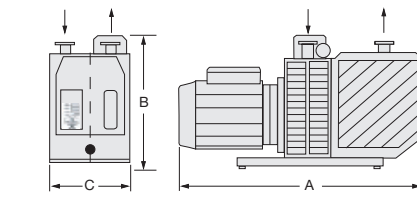
MacroTorr Turbo and Turbo/drag pumps

The high vacuum pump in a mass spectrometer system is critical to a well-designed leak detector. These pumps need to deliver high pumping speed to keep the spectrometer tube at low pressure, while offering the correct helium compression ratios to allow for high sensitivity. In addition to offering all of the appropriate pumping characteristics, Agilent's patented MacroTorr turbo and turbo/drag pumps require no periodic maintenance.

- MacroTorr design provides high inlet pressure tolerance
- optimized helium compression ratio permits optimal helium detection and fast signal clean-up
- permanently lubricated bearings need no maintenance

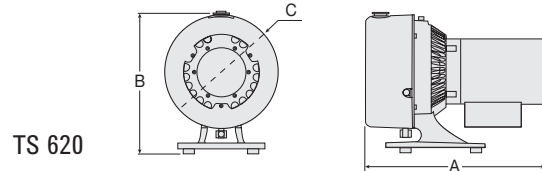
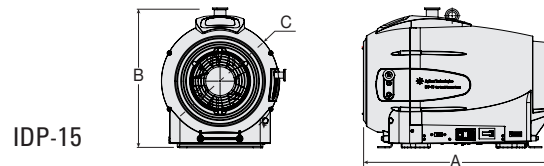
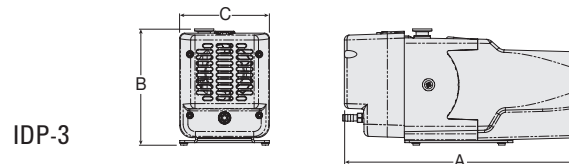
For technical information on turbo pumps, refer to Agilent's Turbo Pump catalog.

Rotary Vane Pump – Outline Drawing




Pump	Pump Speed	A (length)	B (height)	C (width)
DS 42	60 Hz 1.2 cfm	309 (12.0)	192 (7.5)	108 (4.2)
	50 Hz 1.8 m ³ /hr			
DS 302	60 Hz 8.2 cfm	467 (18.4)	212 (8.3)	132 (5.2)
	50 Hz 11.6 m ³ /hr			

Dry Scroll Pumps – Outline Drawing



Pump	Pump Speed	A (length)	B (height)	C (width)
IDP-3	60 Hz 2.1 cfm	358 (14.09)	181 (7.13)	140 (5.50)
	50 Hz 3.0 m ³ /hr			
IDP-15	60 Hz 9.1 cfm	488 (19.20)	364 (14.33)	340 (13.39)
	50 Hz 5.4 m ³ /hr			
TS 620	60 Hz 17.7 cfm	471 (18.54)	355 (13.98)	300 (11.80)
	50 Hz 25.2 m ³ /hr			



ACCESSORIES AND OPTIONS

Leak Detection Handbook*

The 135-page handbook, *Introduction to Helium Mass Spectrometer Leak Detection*, is useful for experts and novices. It covers leak detection fundamentals, helium leak detector types, equipment calibration, and product fixture design. A wide variety of process-specific application solution notes is also available.

* Available for download



Calibrated Helium Leaks

Agilent offers helium leaks traceable to NIST standards for use in calibrating your leak detector. An NW25 or 1/8" OD tube fitting and isolation valve are provided as standard on the external leaks. The 10⁻⁶/10⁻⁵ range reference helium leak includes a pressure gauge and refill port for evacuation and sniff test calibration.

External

1/8" Compression		
NW25	Port	
F8473325	F8473320	10 ⁻⁶ /10 ⁻⁵ std cc/sec range refillable sniffing/evacuation leak with pressure gauge and KF25 adapter
F8473321	F8473301	10 ⁻⁷ std cc/sec range, with valve
F8473322	F8473302	10 ⁻⁸ std cc/sec range, with valve
F8473323	F8473303	10 ⁻⁹ std cc/sec range, with valve
F8473324	F8473304	10 ⁻¹⁰ std cc/sec range, with valve

Internal, 1/8" NPT Fitting (without valve)

K3264301	10 ⁻⁷ std cc/sec range
K3264302	10 ⁻⁸ std cc/sec range

Calibration

Calibration of existing leaks is done on an advance exchange basis. To order the recalibration service, simply add "GG" in front of the above part numbers.

Helium Lecture Bottle Kit

L8856301

The Helium Lecture bottle provides a convenient supply of helium for leak testing. Measuring only 14" long and 2 1/2" diameter, the bottle will provide enough helium for a full eight hours of leak testing at normal flow rates. The kit includes a Helium Lecture bottle containing 2 cubic feet of helium at 1800 psi, a pressure and flow regulator (P/N 642972175), and a helium spray probe kit (P/N K0167301) in one package.



LEAK DETECTION

Helium Spray Probe Kit

K0167301

For use in spraying helium to find the exact location of a leak. Three nozzles are included: a hypodermic nozzle for pinpointing leaks, a flexible tubing nozzle for hard-to-reach areas, and a long, soft copper nozzle that can be bent into almost any configuration to reach into deep crevices. An easy operating spring handle and 10 feet of hose with a female fitting simplifies attachment to the helium regulator.



Leak Detection Service Contracts

Agilent offers a full range of preventive maintenance and comprehensive on-site support options for all of our leak detectors. See page 28.

Leak Test Data Wizard

VSLTDW

The Leak Test Data Wizard is a comprehensive data management software package for use with our VS Series leak detectors. It is a flexible PC based, graphic-rich tool that makes full use of the data from the VS leak detector to customize automation of basic leak test processes, assuring testing uniformity over time or between operators.



See page 9.

ACCESSORIES AND OPTIONS

Training Programs

Training courses for leak detector operation and maintenance are offered in regularly scheduled classes at our Palo Alto, California or Lexington, Massachusetts facilities. On-site training can also be provided at your plant. Contact your local sales engineer or see the training and service sections of this catalog.

See worldwide service and support on page 28.

See Leak Detector Training Programs on pages 28 and 29.

PHD-4 Bag

VSPHD4BAG

Protective bag for PHD-4 portable sniffer leak detector.



Power Probe

K9565301	Power Probe with 1½" Test Port Adapter, 10' length
K9565302	Power Probe with 1½" Test Port Adapter, 25' length
K9565306	Power Probe with KF25 Flange, 10' length
K9565307	Power Probe with KF25 Flange, 25' length
K9565303	Spare Tip Filters (10 each)

The Power Probe is a "sniffer" probe designed to locate leaks emanating from sealed containers internally pressurized with helium. The Power Probe adjusts for varying sensitivity and response time. It is extremely rugged and can be easily disassembled for cleaning.

The probe kit includes 5 tip filters and is available with 10 or 25 feet of connecting tubing and an inlet adapter to fit on the leak detector. It is ideal for fast response with MacroTorr pumped leak detectors.



Spectrometer Tube Cleaning Kit

670029096

Kit with pre-saturated wipes and swabs
This Cleaning Kit contains clean wipes pre-saturated with Dow-Corning OS-20 solvent plus cotton swabs for cleaning in small holes or corners. The kit is adequate for three spectrometer cleanings and can also be used for a variety of other vacuum applications.



Test Port Adapters and Kits

L8741301	1½" Test Port to NW25 nipple adapter
L8741302	1½" Test Port to NW40 nipple adapter
KCP401125	Adapter from NW40 to 1½" compression fitting
LDCOMPINADKIT	Test Port Adapter Kit, to 1½" compression fitting
LDNW25INADKIT	Test Port Adapter Kit, to NW25 fitting

Throttle Valve, for 1½" Compression Port

626603345

The Agilent throttle valve is a manually operated, NW25 to 1½" tubulated variable conductance device used to control the flow of gas to the leak detector. It is frequently used in leak detector applications in which a grossly leaking part or vacuum chamber will not permit the leak detector to go into the test mode. The throttle valve is a non-quantitative approach to locating very large leaks in your vacuum system.



Tuning Leak, for 1½" Compression Port

K1608301

The Tuning Leak consists of a ten-segment calibrated needle valve which can be used as an aid to gross leak testing or for gross leak calibration. The Tuning Leak can be used with any Agilent Leak Detector and can also provide an indication of background helium in the testing area.



Throttle/Tuning Leak Valve with NW25 Fitting

R1947301

For leak detectors with an NW25 inlet, the tuning leak and throttle valves have been combined into one product. This valve performs the same functions as the two described above.




LEAK DETECTION

Universal Test Fixture Option (Flapper Box)

L6241301	947/948 Series, 1½" Compression Port
L6241305	VS/979 Series, 1½" Compression Port
L6241306	VS/979 Series, NW25

This leak detector option makes leak testing of small parts almost totally automatic and very fast. With this option, the total time to test a typical integrated circuit or other small device is less than six seconds. The fixture is clamshell-shaped with tapered walls and a spring-loaded lid. The fixture can be used with the Automatic Sequencer feature in Models 947/948/960 or 979 in order to fully automate and quicken the test cycle. Size: 4" ID x 1" deep. An insert is supplied to reduce the size to 3.25" ID, tapered to 2.83" x ¾" deep.



Probe Set, PHD-4

This set consists of three different probe tips that can replace the standard tip for specific applications. One tip has a smaller diameter for more precise leak location. A second is more flexible, for easy access to difficult areas, and a third is for general use.



9693515

Probe with 10 m (30') Sampling Line, PHD-4

9693525

For applications in which the length of the standard probe is not adequate, a probe extension is available. It has a maximum length of 10 m, but may be cut to shorter lengths.

Telescoping Extension Probe, PHD-4

9693520

This probe assists the operator when additional rigid length is required, as when checking underground objects, or objects beyond arms length. The tip has a small funnel to better convey helium to the probe.



ACCESSORIES AND SPARE PARTS

Ordering Information

Description	Part Number	VS	979	959
Calibrated Leaks				
External calibrated helium leak, 1/8" comp., 10 ⁻⁷ atm cc/sec	F8473301	•	•	•
External calibrated helium leak, 1/8" comp., 10 ⁻⁸ atm cc/sec	F8473302	•	•	•
External calibrated helium leak, 1/8" comp., 10 ⁻⁹ atm cc/sec	F8473303	•	•	•
External calibrated helium leak, 1/8" comp., 10 ⁻¹⁰ atm cc/sec	F8473304	•	•	
External calibrated helium refillable leak, 1/8" comp., 10 ⁻⁶ /10 ⁻⁵ std cc/sec	F8473320	•	•	•
External calibrated helium leak, NW25, 10 ⁻⁷ atm cc/sec	F8473321	•	•	•
External calibrated helium leak, NW25, 10 ⁻⁸ atm cc/sec	F8473322	•	•	•
External calibrated helium leak, NW25, 10 ⁻⁹ atm cc/sec	F8473323	•	•	•
External calibrated helium leak, NW25, 10 ⁻¹⁰ atm cc/sec	F8473324	•	•	
External calibrated helium refillable leak, NW25, 10 ⁻⁶ /10 ⁻⁵ atm cc/sec	F8473325	•	•	•
Internal calibrated leak, 10 ⁻⁷ atm cc/sec range	K3264301		•	
Internal calibrated leak, 10 ⁻⁸ atm cc/sec range	K3264302		•	
Ion Sources				
Ion source, tungsten (new)	82850301		•	•
Ion source, thoriated iridium (new)	82850302		•	•
Miscellaneous				
Spectrometer tube cleaning kit	670029096	•	•	•
Elite Z Rotary Vane Pump oil, 1L	695409005	•	•	•
Helium lecture bottle with regulator and spray probe kit	L8856301	•	•	•
O-Ring Kits				
O-Ring kit for 959 DP	L6749301			•
O-Ring kit for 959 Turbo	L6930301			•
O-Ring kit for 979	R0491301		•	
Preamplifiers				
Preamplifier assembly, 959 (Turbo)	K3333301			•
Preamplifier assembly, 979 standard sensitivity and 959 (MacroTorr)	L9030301		•	•
Preamplifier assembly, 979 high sensitivity	R1003301		•	
Probes				
Power probe sniff accessory, 1/8" fitting, 10'	K9565301	•	•	•
Power probe sniff accessory, 1/8" fitting, 25'	K9565302	•	•	•
Power probe sniff accessory, NW25 fitting, 10'	K9565306	•	•	•
Power probe sniff accessory, NW25 fitting, 25'	K9565307	•	•	•
Tip filters for power probe sniffer (10 each)	K9565303	•	•	•
Helium spray probe (order regulator separately)	K0167301	•	•	•
Test Port Kits				
Test port conversion kit, 1/8" test port to NW25	L8741301		•	•
Test port conversion kit, 1/8" test port to NW40	L8741302		•	•
Test port adapter kit, 1/8" compression fitting	LDCOMPINADKIT		•	•
Test port adapter kit, NW25 fitting	LDNW25INADKIT		•	•
Throttle Valves and Tuning Leaks				
Throttle valve, 1/8" compression Port	626603345	•	•	•
Tuning Leak, 1/8" compression Port	K1608301	•	•	•
Throttle/Tuning Leak Valve, NW25 Fitting	R1947301	•	•	•

LEAK DETECTION

Ordering Information

Description	Part Number
VS Series Accessories and Replacement Parts (Field Replaceable)	
Tip Seal kit, IPD-3 Dry Scroll Pump	IDP3TS
Tip Seal kit, IDP-15 Dry Scroll Pump	X3815-67000
Oil mist eliminator for internal DS 42	VSFLDME
Internal calibrated Leak	VSFLDCL
1½" compression test port	VSFLDCP
Maintenance kit, Diaphragm Pump	VSFLDDP
Filament kit	VSFLDHFR
Hot Ion Source (including filament)	VSFLDHIS
O-Ring kit for VS Series	VSFLDOV
PHD-4 Accessories	
Probe set	9693515
Telescoping extension probe	9693520
Probe with 10 m (30') sampling line	9693525
Capillary leak with refillable reservoir	9693540

Support of older leak detector models may be limited by availability of component parts and spares.

Please contact our technical support staff for further information.

Ask about opportunities to upgrade to a new, state-of-the-art VS Leak Detector.

AGILENT GLOBAL SUPPORT NETWORK

Our Customer Service mandate is to provide you with the level of support necessary to increase your productivity, maximize your system uptime, and achieve the highest possible return on your investment.

Application Consulting

Your initial introduction to the Agilent Global Support Network begins when our field engineers assist you in evaluating your requirements to determine the leak detection solution best suited to your application.



Trade-Up Program

Offers trade-in opportunities of your older units toward the purchase of a new VS Leak Detector – maximizes return on investment.



Trade Up Program

Field & Factory Support

In order to maximize your system uptime and extend the value of your investment, we offer a complete range of support programs that meet all your needs.



Field & Factory Support

Application Consulting

**AGILENT
ADVANTAGE**

Agilent Service Guarantee

Agilent Service Guarantee

Agilent's service guarantee means that if we can't fix it, we'll replace it. No other company offers this level of commitment to keeping you up and running at peak efficiency.



LEAK DETECTION

Onsite Integration Support

When its time to install your new equipment, your local engineer will provide hands-on integration and training assistance.



**Onsite
Integration
Support**



**Ongoing
Technical
Support**

Ongoing Technical Support

When you are a member of the Agilent Global Support Network, support is for the life of your instrument. We provide toll-free technical support, application analysis and rapid problem resolution.

MAXIMIZING YOUR
PRODUCTIVITY AND
SYSTEM UPTIME

**Leak Detection
Technology
and Methods
Training**



Leak Detection Technology and Methods Training

Comprehensive classes in Leak Rate Test & Measurement and Leak Detector Maintenance provide in-depth and hands-on instruction to allow you to get optimal use of your equipment.

**Agilent
Certified
Parts**



Agilent Certified Parts

Repairs and maintenance are performed by factory-trained field engineers using Agilent certified parts. This protects the quality, reliability, and performance of your leak detector.

Learn more: www.agilent.com/chem/leakdetection

TRAINING

Leak Rate Test & Measurement



Course Description

Leak Rate Test and Measurement provides a comprehensive introduction to production testing of parts against leak-rate specifications, and measuring and locating leaks in pressurized systems/components, using popular Helium Mass Spectrometer Leak Detectors (HMSLDs) and various application test fixtures.

The 2-Day Stand-Alone course presents principles of operation of the spectrometer and underlying vacuum fundamentals in a classroom setting. Operation, tuning, and calibration of the leak detector are covered in practical demonstration/laboratory sessions. Leak testing methods designed to solve various problems are discussed and demonstrated.

The 1-Day Companion course builds on the vacuum and Helium Mass Spectrometer Leak Detector (HMSLD) fundamentals learned in BVP, and provides an introduction to production testing of parts against leak-rate specifications, and measuring and locating leaks in pressurized systems/components, using an HMSLD. Leak testing methods designed to solve various problems are discussed and demonstrated.

Who Should Attend?

Engineers and operators who are responsible for quality control of production parts and assemblies. Also, technicians responsible for the maintenance of pressurized and evacuated systems such as those found in power generation facilities, process gas delivery, and refrigeration, etc

Course Goals and Objectives

After completing this course, participants will be able to:

- Identify advantages and disadvantages of various leak testing methods
- Describe rate-leak specifications and helium conversions.
- Select, setup, and perform the proper leak test technique for a given application

Students who take the 2-Day Stand-alone course will be able to:

- Explain vacuum fundamentals and concepts essential to the operation of an HMSLD
- Describe principles of operation of a mass spectrometer
- Properly operate, tune, and calibrate an HMSLD

Course Outline

Stand Alone (LRTM-SA)

2 Days

Basic Vacuum Practice is the required prerequisite and scheduled to immediately precede LRTM-BC.

Day 1

- Introduction to Leak Detection
- Vacuum Fundamentals for Leak Detection
- Introduction to Rough Vacuum Systems
- Introduction to High Vacuum Systems
- Helium Leak Detector Fundamentals
- *Demo LAB*: Tuning, zeroing, and calibration

Day 2


- HMSLD performance considerations
- Leak-Rate Specification Conversions
- Locating Leaks
- Measuring Leak Rate
- *Demo LAB*: Measure leak rates
- Application-Specific Leak-Rate Testing examples
 - Hermetically sealed parts
 - Pressurized parts: accumulation method
 - Pre-pressurized parts in large vacuum chamber
 - Parts with pressure-differential intolerance
 - Small part/high sensitivity
 - Long narrow tubes
 - Process gas
 - Components and systems

Course Outline - BVP-Companion (LRTM-BC)

1 Day

Basic Vacuum Practice is the required prerequisite and scheduled to immediately precede LRTM-BC.

- Introduction to Leak Detection
- Leak-Rate Specification Conversions
- Locating Leaks
 - *Demo LAB*: Find leaks in evacuated & pressurized parts
- Measuring Leak Rate
 - *Demo LAB*: – Measure leak rates
- Application-Specific Leak-Rate Testing examples
 - Hermetically sealed parts
 - Pressurized parts: accumulation method (joints/welds/crimps, AC lines, brake lines, valves)
 - Pre-pressurized parts in large vacuum chamber (compressor, heater core, wheel, gas tank, transmission, torque converter)
 - Parts with pressure-differential intolerance (gas tanks, gas caps, filler necks)
 - Small part/high sensitivity
 - Long narrow tubes
 - Process gas components and systems



Course Description

This course provides participants with the ability to perform routine maintenance and troubleshooting procedures on supported Agilent Leak Detectors. Scheduled training is available for the following Agilent models: 959, 979, and VS. Training for other Agilent LD models is available through our On-Site Training program. This course begins with an introduction to leak detection and vacuum fundamentals then moves on to cover the principles of operation of the spectrometer and the underlying vacuum system in a classroom setting. Operation, tuning, and calibration of the leak detector, as well as preventative maintenance and troubleshooting procedures, are covered in practical laboratory sessions.

Lab equipment, including Agilent leak detectors and various maintenance consumables, is provided for extensive hands-on lab activities and instructor-led demonstrations. Participants will work with the Agilent leak detector model that they use in their work environment.

Who Should Attend?

This course is for maintenance technicians and personnel responsible for maintaining Agilent leak detectors.

Course Goals and Objectives

After completing this course, participants will be able to:

- Explain vacuum fundamentals and concepts essential to the operation of a leak detector
- Describe principles of operation of a helium mass spectrometer and ContraFlow
- Identify all major LD components
- Properly operate, tune, and calibrate the LD
- Perform preventative maintenance procedures:
 - Ion Source replacement
 - Valve blocks and manifold cleaning
 - Mechanical and high vacuum pumps
 - Troubleshoot routine problems

Course Outline

Day 1

- Introduction to Leak Detection
- Overview of Vacuum for Leak Detectors
- Introduction to Rough Vacuum Systems
 - *Hands-On LAB*: Roughing pump-down
- Introduction to High Vacuum Systems
- Leak Detector Fundamentals
 - *Hands-On LAB*: ID system components

Day 2

- Operation of the Leak Detector
- Spectrometer Tuning, Zeroing, and Calibration
- Spectrometer Maintenance Procedures
 - *Hands-On LAB*: Clean spectrometer and replace Ion source
- System Electronics
 - *Hands-On LAB*: ID components and verify test point data
- Gauge Maintenance
 - *Hands-On LAB*: Calibrate test port and system gauge

Day 3

- Valve Block and Manifold Maintenance
 - *Hands-On LAB*: Clean valve block and manifold
- Mechanical Pump Maintenance
 - *Hands-On LAB*: RV/TS pump maintenance
- High Vacuum Pump Maintenance Procedures
 - *Hands-On LAB*: DP/TP pump maintenance
- System Troubleshooting
 - *Hands-On LAB*: Troubleshoot common problems

ADVANTAGES OF HELIUM LEAK DETECTION

Why Helium Leak Detection?

Helium is a superior choice of tracer gas used to find leaks for a multitude of reasons. Helium is:

- Non-toxic
- Inert and non-condensable
- Normally not present in the atmosphere at more than trace amounts
- Relatively inexpensive
- Readily passes through leaks due to its small atomic size
- Non-flammable
- Available in various size cylinders
- Available in purities appropriate for medical usage

The only molecule smaller than helium (mass 4) is hydrogen (mass 2), which is not inert. Helium is much lighter than the next heavier inert molecule, neon (mass 20) which is much more expensive. Helium is present at a concentration of only 5 ppm in normal atmospheric conditions.

Other Leak Test Methods Often Fall Short


There are many other methods of leak testing but none that can match the ability of helium leak testing to locate and quantify leaks (Figure 1).

Acoustic Leak Detection uses sonic or ultrasonic energy that is generated by a gas as it expands through an orifice. This method is fairly simple and fast but is only sensitive to 10^{-3} atm cc/second.

Bubble Testing is a common method of leak detection in industry today. It can be as simple as pressurizing a part, placing it under water, and looking for leaks. It can also be done by pressurizing the part with air, applying a soapy solution, and looking for bubbles. This method is simple and cost effective for locating large leaks but also has its drawbacks. The test piece gets wet and may therefore need drying. It also cannot measure total leakage rates and is only useful for 10^{-4} atm cc/second leaks and larger.

Pressure Decay is commonly used in plumbing and many other industries. It may only involve a compressor and a pressure gauge, though some systems can be much more complex and expensive. The sensitivity of this method is proportional to time but generally limited to 10^{-4} atm cc/second. Another problem with this method is that fluctuations in temperature degrade the accuracy of the tests.

Halogen Gas Detection is commonly used in the air conditioning and cooling industry. This technology uses an infrared type detector to detect the presence of halogen tracer gas. This requires the test piece to be charged with Halogen, which is impractical, expensive, and can be an environmental issue.



LEAK DETECTION

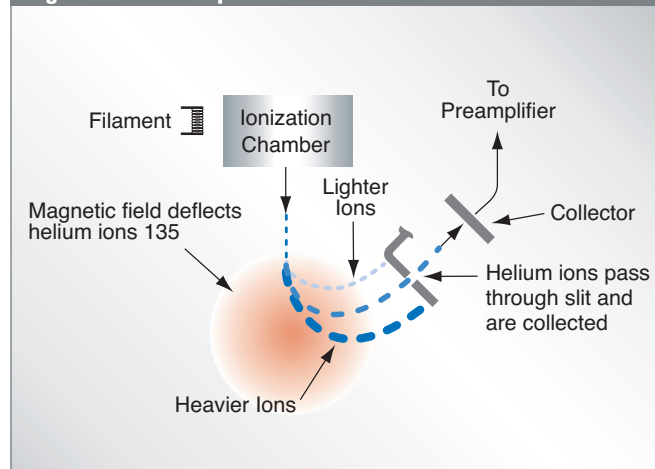
Agilent's Helium Leak Detection Technologies

A Mass Spectrometer Leak Detector (**MSLD**) is a complete system for locating and/or measuring the size of leaks into or out of a device or a container. This method of leak detection is initiated when a tracer gas, helium, is introduced to a test part that is connected to the MSLD system. The helium leaking from the test part diffuses through the system, its partial pressure is measured, and results are displayed. The MSLD operating principle consists of ionization of the gases in a vacuum and their acceleration across a voltage drop and a magnetic field (Figure 2). The helium ions are separated and collected, and the resulting ion current is amplified and indicated on the display.

A mass spectrometer leak detector consists of the following components:

- A spectrometer tuned to detect helium
- A vacuum system to maintain adequately low pressure in the spectrometer
- Primary pumps to evacuate the part to be tested
- Valves that enable the various stages of the leak detection cycle, from evacuation, to test, to venting
- Amplifier and readout instrumentation that monitors spectrometer output signal
- Electrical power supplies and controls that sequence valve's, protective circuits, etc.
- Fixturing that attaches the part to be leak-tested to the leak testing equipment

Figure 2 - Mass Spectrometer Tube Schematic

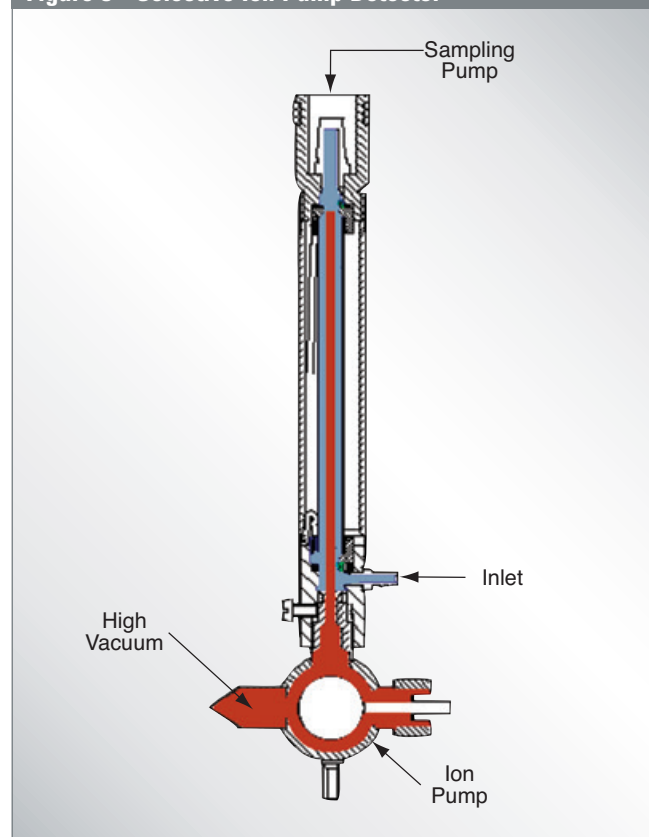


The PHD-4 Portable Helium Detector is also sensitive to helium and is based on a patented technology called Selective Ion Pump Detection (**SIPD**) (Figure 3). The sensor technology incorporates an ion pump connected to a quartz capillary tube and maintained under high vacuum. This membrane is heated with a coiled platinum filament. Once heated, the membrane becomes permeable to helium. As the partial pressure of helium in the ion pump increases, so does the current draw of the ion pump. This current is proportional to the pressure and is therefore representative of the helium at the test probe of the PHD-4.

A selective ion pump detector consists of the following:

- An ion pump and controller
- A permeable quartz capillary
- A heater coil that surrounds the quartz capillary
- Electronics to process the signal
- Display for access to leak rate and other unit functions

Figure 3 - Selective Ion Pump Detector



LEAK DETECTION METHODS

Methods of Leak Testing

There are many different ways to leak test parts using helium as a tracer gas. In general, the leak detection method is selected based on the actual working conditions of the part being tested. It is recommended that during leak testing, the same pressure differential be maintained and in the same “direction” as exists during the actual use of the part. For example, a vacuum system is tested with a vacuum inside the chamber, while a compressed air cylinder should be tested with a high pressure inside the cylinder.

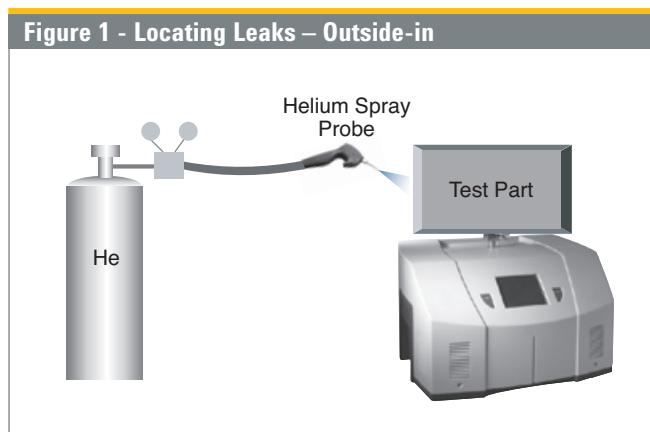
There are also two general concerns when leak testing. One is the location of leaks and the other is the measurement of the total leakage rate of the part, as some leakage may be acceptable. In many cases, parts may be first tested to determine if they pass an acceptable level, and if not, the part may be taken off line and subjected to a second test with the intent of locating the leak. Additionally, many parts may be tested in batches. If a batch fails, the individual parts in that batch may then be tested separately to identify the leaking part(s).

Vacuum Testing Method (Outside-in)

The part to be tested is evacuated with a separate pumping system for large volumes, or with just the leak detector itself. When the appropriate cross over pressure has been reached, the leak detector is valved-in or transfers into test and the part is tested using one of the following methods:

Locating Leaks (Figure 1)

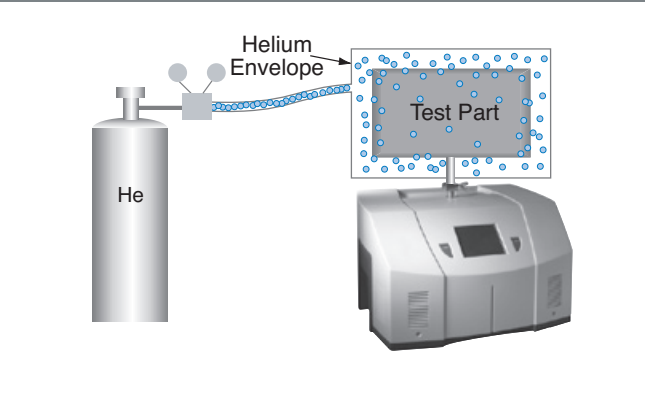
To pinpoint the location of the leak(s) (but not measure the total leakage rate), helium is administered to the suspected leak sites of the part using a spray probe with an adjustable flow.



Measuring Leaks (Figure 2)

To determine the total quantity of leakage (but not the number or location of leaks), the part is connected to the leak detector and shrouded by a helium environment. This helium environment can be contained in many methods ranging from a simple plastic bag to more complex bell jar arrangements.

Figure 2 - Measuring Leaks – Outside-In



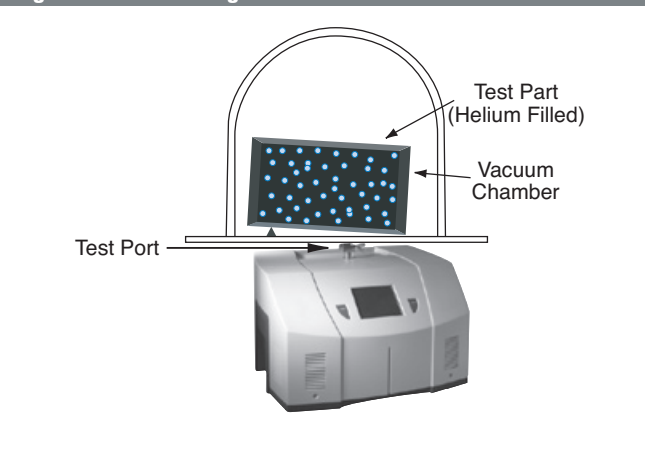
Pressure Testing Method (Inside-out)

In this technique, the part is pressurized with helium or a mixture of helium and air, and tested by one of the following methods:

Measuring Leaks (Figure 3)

To determine the total quantity of leakage (but not the number or location of leaks), the part is pressurized with helium (or a mixture of helium and air or nitrogen). This can be done by bombing or backfilling small hermetically sealed parts. Larger parts can be actively pressurized using a hose or tubing to deliver the helium. The part is placed in a volume that is then evacuated by the leak detector. All the helium escaping from the part is captured and quantified.

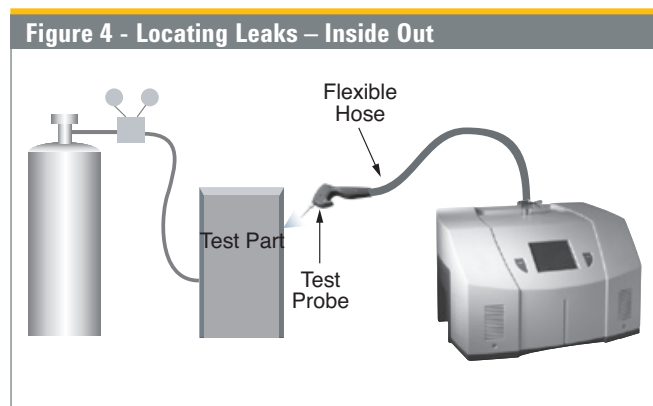
Figure 3 - Measuring Leaks Inside-out



LEAK DETECTION

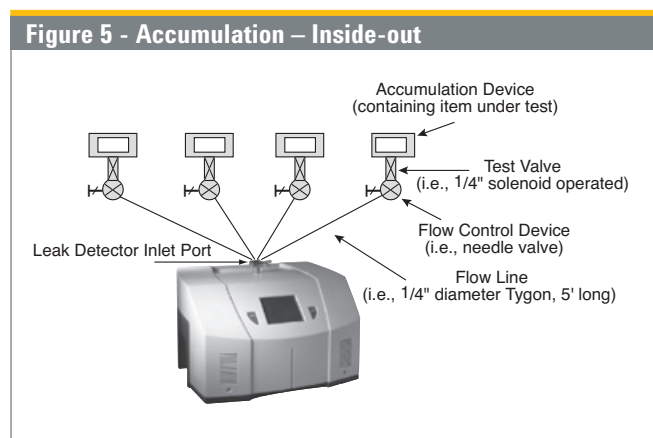
Locating Leaks (Figure 4)

To pinpoint the location of the leak(s) (but not measure the total leakage), the likely potential leak sites of the part are scanned using a Sniffer Probe connected to the inlet of the leak detector.



Accumulation Testing Method (Figure 5)

This method can both locate and quantify leaks. Some type of shroud or hood is placed in such a manner as to envelop a potential leak site. A certain amount of time is given to allow leaking helium to accumulate in the shrouded area, increasing the helium concentration. The leak detector is then valved-in to the shrouded volume. If many potential leak sites exist in a manifold or if many parts are to be tested at the same time, they can be sequentially valved-in to determine which site is leaking.

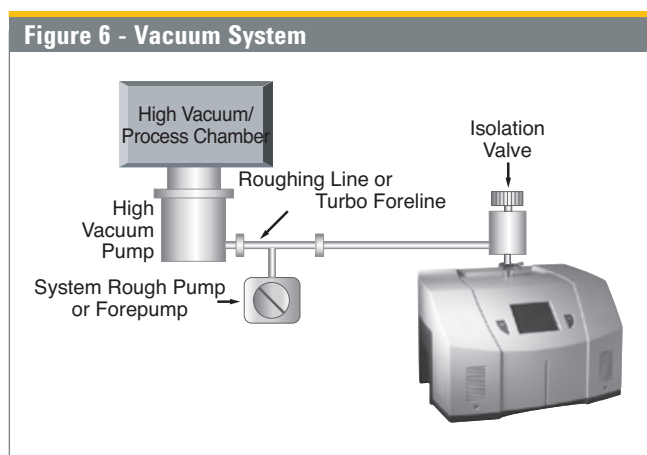


System Leak Test Methods

Systems, like individual parts, should be tested with the same pressure differential and in the same direction as in actual use. Therefore, systems that are under vacuum while in operation should be leak tested under vacuum, while pressurized systems should be charged with helium to a pressure similar to operational conditions when possible.

Vacuum Systems (Figure 6)

In general, vacuum systems are tested with a portable leak detector. Typically the leak detector is connected by means of a "tee" connected in between the foreline of the high vacuum pump and the inlet of its backing pump. A system should be capable of maintaining a foreline pressure low enough to operate the leak detector at this location. Helium is supplied to potential leak site using a spray probe or "bagging" suspected areas. If a leak exists, helium will enter the system and rapidly diffuse through it. The leak detector should respond within several seconds or less. Note that leak detector sensitivity will be diminished in systems with large backing pumps. If a system is using a cryopump as a high vacuum pump, it must be valved off before helium is introduced as cryopumps have limited helium pumping capacity.



Pressurized systems

Many different types of pressurized systems also need to be leak-free. These systems can be charged with helium or some mixture of helium and another gas such as nitrogen. If a diluted helium mixture is used, the helium signal will be diminished proportionally. For example, if a mixture of 10% helium and 90% nitrogen is used, the signal will read 10% of the actual value of the leak, or a decade lower. This may be acceptable in many cases as system leak checking is usually to locate rather than quantify leaks. Once the system has been charged with an appropriate amount of helium, leak checking can be performed by means of a sniffer probe, or by "bagging" suspected leak sites so that leaking helium will accumulate to a detectable level.

TYPICAL LEAK DETECTION APPLICATIONS



Maintenance of Systems

Many vacuum process tools in fabs of all types require occasional leak checking. This may be part of a preventative maintenance schedule or in the event of an unexpected failure. Downtime in either case must be minimized. A rugged, dependable, fast starting leak detector is essential to maximize up time of production tools. Agilent VS Series, 959, and PHD-4 portable leak detectors keep industry moving. Examples of some of these applications are:

Vacuum process equipment or tools

- Vacuum furnaces
- Vacuum coaters
- Beam lines
- Electron beam and ion beam process equipment
- Analytical Instruments
- Semiconductor process tools
- Laser process equipment

Pressurized systems

- Power Plants
- Underground tanks, cables, and pipes
- High purity gas handling systems
- Bioreactors and fermenters
- Liquid gas manufacturing facilities
- Fuel tanks and bladders

Quality Control of Production Parts and Assemblies

The detection and location of leaks is critical in the production of many products from individual components, to sub-assemblies, to completed systems. In many of these cases, it is as important to know the size or rate of the leak as it is the location. Whether quantitative or qualitative testing is required, our leak detectors help assure the leak integrity of your parts or assemblies. Some examples include:

Evacuated parts and assemblies

- Hermetically sealed electronic packages
- Valves and manifoldings
- Feedthroughs/glass-to-metal seals
- Vacuum vessels and systems

Pressurized parts and assemblies

- Air conditioning and refrigeration assemblies
- Radiators, heat exchangers, and condensers
- Brake, fuel, and hydraulic lines
- Gas tanks
- Food storage tanks and packaging
- Body implantable medical devices
- High purity piping

System Integrated Leak Detection

Manufacturers of large, complex systems may choose to integrate into those systems a component leak detector that can facilitate the on-going maintenance of leak-free integrity, thereby providing additional value to their customers. The Agilent VS C15 Component Leak Detector provides the necessary elements for flexible integration of leak detection capability into a large system. Examples of these systems are:

- Semiconductor process equipment
- PVD/CVD equipment
- E-beam and ion beam processing equipment

LEAK DETECTION




Small, compact, self-contained footprint inside your system.

Mass Produced Parts

Some manufacturing processes require the integration of a leak checking device into a multi-step process, usually with very high production rates. Component leak detectors are designed specifically for these applications in which a vacuum system and the control electronics may be mounted separately. The Agilent VS C15 offers the ultimate flexibility in a helium mass spectrometer leak detection system. The flexibility, ruggedness and rapid response time of these units allows for accurate, repeatable, high volume leak testing in demanding production environments. Some examples include:

High Volume Manufactured Parts

- Automotive fuel systems
- Automotive brake components
- Cooling and refrigeration system components
- Medical devices
- Automotive airbag components
- Tire and wheel assemblies



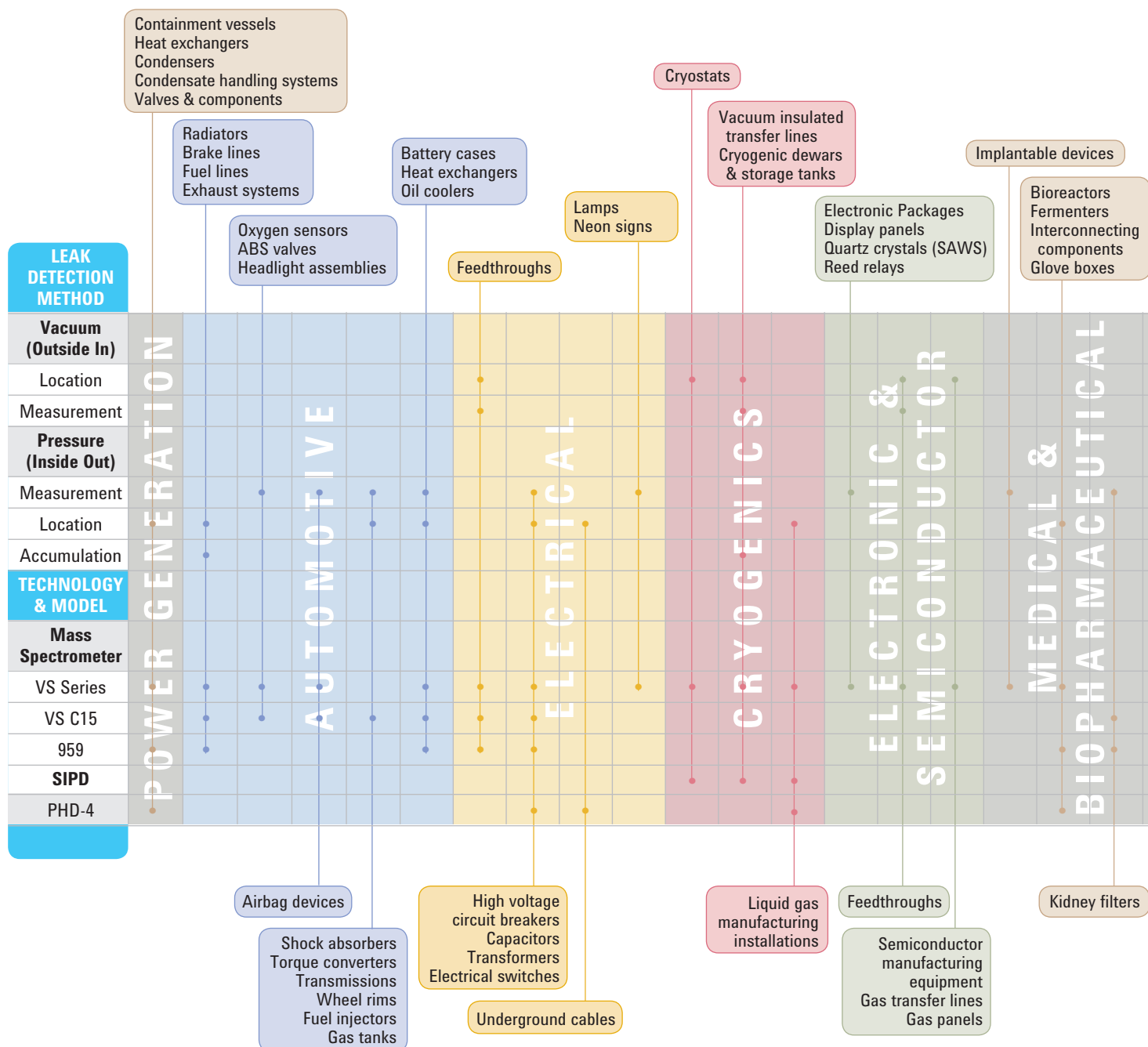
Portable Sniffing Applications

Some applications require operators or technicians to look for leaks from a ladder, outdoors, above or below ground, or in a densely constructed industrial facility or power plant. In these cases, a mobile cart-mounted MSLD may not be practical. A truly portable unit such as the PHD-4 is required. Some examples of such applications are:

- Aircraft manufacturing and maintenance
- Power generating plants
- Pressurized pipelines
- Bioreactors and fermenters
- Petrochemical plants and refineries
- Underground tanks
- Large condensers or heat exchangers

APPLICATIONS TABLE - General Guidelines for Leak Detection Methods and Equipment

The chart below is a general guide to assist you in determining which leak detector and test method is the correct solution for your application. This information should be used in conjunction with guidance from your Agilent Sales Engineer.



LEAK DETECTION

To determine the appropriate leak detector for your application:

1. Find the colored column of table that relates to your application: Power Generation, Automotive, etc.
2. Find part(s) that are similar to your part to be tested. The parts are shown on the top and bottom of the table.
3. Find dots that indicate the suggested leak check method and equipment.

										LEAK DETECTION METHOD
										Vacuum (Outside In)
										Location
										Measurement
										Pressure (Inside Out)
										Measurement
										Location
										Accumulation
										TECHNOLOGY & MODEL
										Mass Spectrometer
										VS Series
										VS C15
										959
										SIPD
										PHD-4

DESIGN AND APPLICATION CONSIDERATIONS

The Effect of Helium Pumping Speed

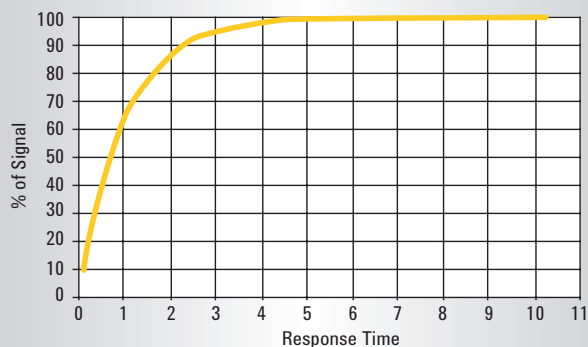
Detecting a leak quickly is one of the most important requirements in using a helium leak detector or a leak detection system. This requirement is characterized by the following elements:

- Response time
- Appearance time
- Disappearance (cleanup) time

1. Response time

Response time is defined as the time required for a leak detector to measure 63 % of the peak helium signal. This response time is based on an exponential behavior (Figure 1). This shows the appearance of a 10^{-7} std. cc/sec leak signal.

Figure 1 - Response Time



In order to quickly measure the signal in a vacuum application, the response time should be as short as possible. In general, a larger test volume will yield a slower response time. Also, a test volume connected to the detector by a long, narrow tube will negatively affect the response time, since helium must travel through the tube to the detector.

For a given volume, the effective pump speed of the leak detector or leak detection system must always be as large as possible. To optimize cycle time, for example in a production application, auxiliary pumps can be used to obtain the desired objectives. These pumps must be sized and correctly integrated to yield maximum effectiveness.

2. Appearance time

Appearance time is the time required to see an increase of signal, above the background level, after helium is admitted to a leak. Appearance time is only a first indication of a leak and does not indicate the eventual magnitude of the leak rate. This is different from response time, which is calculated from the peak value. The first "appearance" of a leak is often sufficient to stop a test cycle before a test chamber becomes saturated with helium, thus avoiding a lengthy cleanup period. In some applications, it is sufficient to know that there is a leak without knowing the actual magnitude of the leak and

the full response time. The outstanding background subtraction capabilities of Agilent's VS series helium leak detectors is of great importance in improving appearance time.

3. Disappearance time.

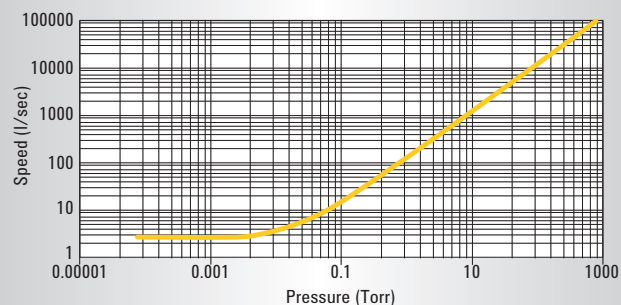
Disappearance time (cleanup time) is the time required for a leak detector to recover to a desired sensitivity after exposure to a leak. Here one will observe the most noticeable time difference between a high performance and low performance leak detection system arrangement. A high pumping speed will yield significantly faster cleanup times.

Selecting the Proper Connections

In most situations when using the Outside-in Vacuum Method, it is necessary to install a connection between the leak detector and the part or chamber to be evacuated. Sizing this connection is an important aspect of the leak detection system performance because, 1) the connection adds volume to the total system arrangement, and 2) it restricts the helium pumping capability of the leak detector system.

Selecting an inappropriate connection line can alter the capabilities of a leak detector system. For example, a tube of 4 feet in length by 0.40 inches in diameter has a conductance of 0.27 l/s for helium in molecular flow (Figure 2). This means that even the most powerful helium leak detector will not deliver a pumping speed higher than 0.27 l/s. Using this value in the calculations provided for response time, appearance time, and disappearance time will clearly demonstrate the impact of limited conductance.

Figure 2 - Conductance

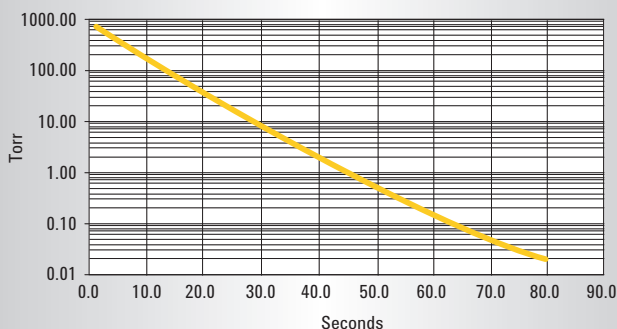


The Evacuation Process

In order to leak test a part by the Outside-in Vacuum Method, it is necessary to evacuate the part or the chamber in which the part is placed. The required vacuum level will depend on the acceptable leak rate requirements. (See section on helium background, page 41.)

LEAK DETECTION

Figure 3 - Evacuation



To reach the appropriate level in a timely fashion, it is necessary to select a pumping system based on the right pump characteristics, pumping speed and base pressure, as well as the right manifolds arrangement, conductance limitations and added volume considerations.

When purchasing a self contained helium leak detector that is equipped with its own roughing pump, special attention should be paid to the size of the pump to avoid the need for purchasing auxiliary pumps, manifold, or control equipment.

Appropriate Helium Background Conditions

As shown in Figure 4, helium is present in ambient air at 5 parts per million (ppm). Although this is a very low level when looking for leaks as small as 10^{-9} std. cc/sec, helium background remains an issue.

Figure 4

Gas	Symbol	% by Volume	PPM
Nitrogen	N ₂	78.08	780800
Oxygen	O ₂	20.95	209500
Argon	Ar	0.93	9300
Carbon Dioxide	CO ₂	0.03	300
Neon	Ne	0.0018	1
Helium	He	0.0005	5
Krypton	Kr	0.0001	1
Hydrogen	H ₂	0.00005	0.5
Xenon	Xe	0.0000087	0.087


When testing by the Outside-in Vacuum Method, correct evacuation conditions and proper spraying technique, combined with adequate ventilation, are key to maintaining proper detector system operation. Proper charging, venting and careful release of the helium after a test are critical in testing by the Inside-out Sniffing Method.

Agilent's VS series leak detectors are equipped with unique helium background suppression features that allow compensation of >2 decades of helium background (Floating Zero).

Parallel Operation

If the volume of the part to be tested is very large or the cycle time very short, an auxiliary pumping station may be required operating in parallel with the leak detector (see Figure 5). In this situation, the auxiliary pump or pumping station is used for roughing only.

Figure 5 - Parallel Operation



Calculation of response time, appearance time, and disappearance time must be considered in both the effective helium pumping speed provided by the detector and the effective helium pumping speed provided by the auxiliary pump at the chamber. The total helium flow (Q_t) coming through a leak and through the chamber will be split in a flow (Q_{ld}) towards the detector and flow (Q_{aux}) towards the auxiliary pump. This will result in a decrease of the indicated leak rate at the leak detector, for which must be compensation must be made.

Helium Consumption

Based on the attainable sensitivity using the helium leak detection method, parts to be tested may be charged with a helium/gas mixture to reduce the helium consumption. This is especially true for large parts or production type testing. Lower Helium consumption may also be achieved by raising the pressure inside the part to be tested, while lowering the concentration. The effect will vary depending on the flow conditions of the actual leak.

EQUATIONS FOR USE IN HELIUM LEAK DETECTION

**Response time
in molecular flow:** $t_{63} = \frac{V}{S}$

With: t = Time in seconds to 63% of full signal
 V = Volume in liters
 S = Helium pumping speed in l/s

**Appearance time
in molecular flow:** $t_a = \frac{V}{S} \times 2.3 \times \log \frac{Q}{Q-Q_m}$

With: t_a = Appearance time in seconds
 V = Volume in liters
 S = Helium pumping speed of the detector in l/s
 Q = Leak rate in mbar.l/s
 Q_m = Smallest detectable leak in mbar.l/s

Split flow calculations: $(Q_{ld}) = \frac{(S_{ld})}{(S_{ld}) + (S_{aux})} \times (Q_t)$

With: (Q_{ld}) = Helium flow towards the leak detector
 (Q_t) = Total helium flow from the chamber towards the LD + auxiliary pump
 (S_{ld}) = Helium pumping speed of the leak detector
 (S_{aux}) = Helium pumping speed of the auxiliary pump

**Disappearance time
in molecular flow:** $t_d = \frac{V}{S} \times 2.3 \times \log \frac{Q}{Q-Q_m}$

With: t_d = Disappearance time in seconds
 V = Volume in liters
 S = Helium pumping speed of the detector in liters/second
 Q = Leak rate in mbar l/sec
 Q_m = Smallest detectable leak in mbar.l/s

**Gas loss under viscous
flow conditions:** $Q = \frac{R}{M} \times \frac{22400}{365 \times 24 \times 3600} \times \frac{T}{273}$

With: Q = Leak rate in mbar l/s
 R = Gas loss in grams/year
 M = Molecular weight gas
 T = Temperature in degrees Kelvin
22400 = Volume of one mole of gas at 273 °K and 1 atm in cc
365 x 24 x 3600 = seconds in one year

Evacuation time: $t = \frac{V}{S} \times 2.3 \times \log \frac{P_1}{P_2}$

With: t = Evacuation time in seconds
 V = Volume in liters
 S = Pumping speed in l/s
 P_1 = Beginning pressure in mbar
 P_2 = Ending pressure in mbar

Gas flow under viscous flow conditions:

$$Q = \frac{3.14 \times D^4}{256 \times \text{visc}} \times L \times (P_1^2 - P_2^2)$$

With: Q = Leak rate in mbar l/sec
 D = Leak diameter in cm
 L = Length of the leak in cm
visc = viscosity of the gas in bar s
 P_1 = Absolute pressure one side of the wall in bar
 P_2 = Absolute pressure other side of the wall in bar

**Gas flow under molecular flow conditions
for long cylindrical tube:**

$$Q = \frac{1}{6} \times \sqrt{\frac{2 \times 3.14 \times R \times T}{M}} \times \frac{D^3}{L} \times (P_1 - P_2)$$

With: Q = Leak rate in mbar l/sec
 L = Length of the leak in cm
 D = Leak diameter in cm
 M = Molecular weight gas
 R = Gas constant (8.3 E7)
 T = Temperature in degrees Kelvin
 P_1 = Absolute pressure one side of the wall in bar
 P_2 = Absolute pressure other side of the wall in bar

**Bombing calculation for hermetically
sealed packages**

$$R1 = \frac{L \cdot P_e}{P_0} \left(1 - e^{-\left[\frac{L}{P_0 \cdot V} \cdot t_1 \right]} \right) e^{-\left(\frac{L}{P_0 \cdot V} \cdot t_2 \right)}$$

With: L = The leak rate specification in atm cc/sec He
 P_e = The bombing pressure in atmospheres
 P_0 = Atmospheric pressure (usually 1 ATM)
 t_1 = Bombing time in seconds

V = Internal free volume of the package in cubic centimeters
 t_2 = Dwell time between end of bombing cycle and start of leak test in seconds

Accumulation Method

Calculating helium concentration increase

$$C = \frac{Q \times T \times 1 \times 10^6}{V_{\text{CHAMBER}} - V_{\text{PART}}}$$

With: Q = Leak rate from part in atm cm³/sec
 T = Soak time in seconds

Calculating detection time

$$T = \frac{C(V_{\text{CHAMBER}} - V_{\text{PART}})}{Q \times T \times 1 \times 10^6}$$

V = Volume in cm³
 C = Increase in He concentration in ppm

Pumping Speed

	cfm	l/minute	l/sec	m ³ /hour
1 cfm	1	28.32	0.472	1.6977
1 l/minute	0.035	1	0.016	0.06
1 l/sec	2.12	60	1	3.6
1 m ³ /hour	0.589	16.67	0.27	1

Flow/Leak Rate

	atm cc/sec	mbar l/sec	Torr l/sec	Pa m ³ /sec	sccm
1 atm cc/sec	1	1	0.76	0.1	60
1 mbar l/sec	1	1	0.76	0.1	60
1 Torr l/sec	1.3	1.3	1	0.13	80
1 Pa m ³ /sec	10	10	7.5	1	600
1 sccm	0.016	0.016	0.0125	0.0016	1

Pressure

	Torr	mbar	Pa	micron	psi	atm
1 Torr	1	1.33	133	1000	0.0193	0.00132
1 mbar	0.751	1	100	750	0.014	0.0009
1 Pa	0.00751	0.01	1	7.5	0.00014	0.000009
1 micron (mTorr)	0.001	0.0013	0.13	1	0.000019	0.0000013
1 psi	51.72	68.96	6896	51710	1	0.07
1 atm	760	1013	101300	760000	14.7	1

Volume

	inch ³	ft ³	liter	cm ³	m ³
1 inch ³	1	0.00056	0.0163	16.38	0.000016
1 ft ³	1728	1	28.316	28316	0.0283
1 liter	61.02	0.035	1	1000	0.001
1 cm ³	0.061	0.00003	0.001	1	0.000001
1 m ³	61023	35.33	1000	1000000	1